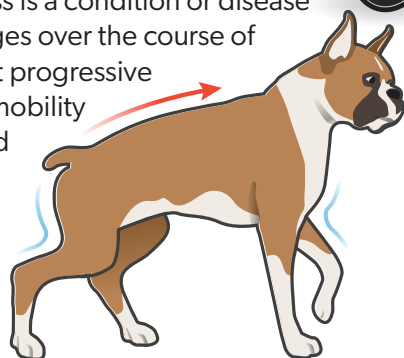


# PROGRESSIVE MOBILITY LOSS IN DOGS

As dogs age, their mobility and activity levels can change. But how do you care for a dog who's slowly losing their mobility? Progressive mobility loss and degenerative mobility conditions impact a dog's ability to walk, run, and do all of their favorite activities. What can you do as a pet parent to fit your dog's changing mobility needs?

## What is Progressive Mobility Loss?

Progressive mobility loss is a condition or disease that worsens and changes over the course of a dog's diagnosis. Most progressive conditions begin with mobility loss in the back legs and travel up the spine towards the head. Eventually causing mobility loss in the dog's front legs as well.



## Degenerative Mobility Conditions

### Degenerative Myelopathy (DM)

DM is the most common cause of progressive mobility loss. Although it impacts many different breeds it occurs most often in German Shepherds.

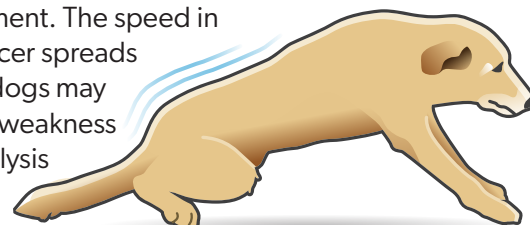
Often starting with a dog scraping their nails or "knuckling" their back paws, the disease causes hind leg weakness and paralysis that eventually impacts all limbs. It is an incurable disease that will lead to eventual paralysis as the condition worsens.



### Degenerative Mobility Conditions (continued)

#### Cancer

Although not a "mobility condition," as canine cancer spreads, it can impact a dog's strength, stamina, and ability to walk. Cancerous tumors can press against nerves or develop in bone, both of which can limit or restrict movement. The speed in which the cancer spreads can vary, but dogs may show signs of weakness and even paralysis as it spreads.



#### Arthritis in Senior Dogs

As dogs age, old injuries, arthritic joints, and painful hips can all lead to a natural slowing down and changes in their mobility.


Every dog ages differently and the level of support they need will vary as well. Senior dogs may struggle on the stairs or need a hand into the car. While other dog's may struggle to stand and be unable to support their own weight.



**Walkin' Pets**  
by [handicappedpets.com](http://handicappedpets.com)

# SUPPORT YOUR DOG'S CHANGING MOBILITY NEEDS

When dealing with a progressive mobility disease, choose support that can change and adapt as your pet's needs change and worsen. The level of support in the Walkin' Lift Combo Harness changes with a dog's changing mobility needs. The only harness system that can be combined with a dog wheelchair to help keep your dog active regardless of their mobility loss.



## Support Your Dog Every Step of the Way

### 1 Rear Support

Support weak hind legs and give dogs a boost in their rear. Perfect for larger dogs just beginning to lose strength in their back legs.



### 3 Attaches to a Walkin' Wheels Wheelchair

As additional support is needed, the combo harness is fully compatible with the Walkin' Wheels rear dog wheelchair, giving dog's their independence.



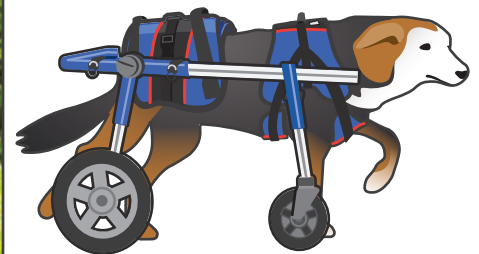
### 2 Both Front and Rear Support

As front legs begin to weaken, stabilize and support the front legs by adding the Front Combo Harness.



### 4 Attaches to a Full Support Wheelchair

When additional support is needed, convert your dog's wheelchair into a quad, 4-wheel cart with the Walkin' Wheels Front Attachment.



**Walkin' Pets**  
by [handicappedpets.com](http://handicappedpets.com)